



DESIGN-5 Window System

Specification Sheet

Prepared by: 18 May 2015

No D-5-0909A

SCOPE

The AM Profiles Design-5 UNI timber / aluminium composite window system is available in the following range of styles:

- Projecting Side Hung
- Side Swing Fully Reversible
- Projecting Top Hung
- Top Swing Fully Reversible
- Internally or Externally Glazed Fixed Areas

INTERNAL TIMBER

The timber sections of the window are jointed in traditional mortise and tenoned fashion. FSC accredited solid or engineered Pine is offered but some hardwoods can be obtained dependant on environmental impact. Choice of aesthetic detail is possible subject to volume.

TIMBER FINISH

Water based preservative primer and clear or opaque finish up to 90 microns.

EXTERNAL ALUMINIUM

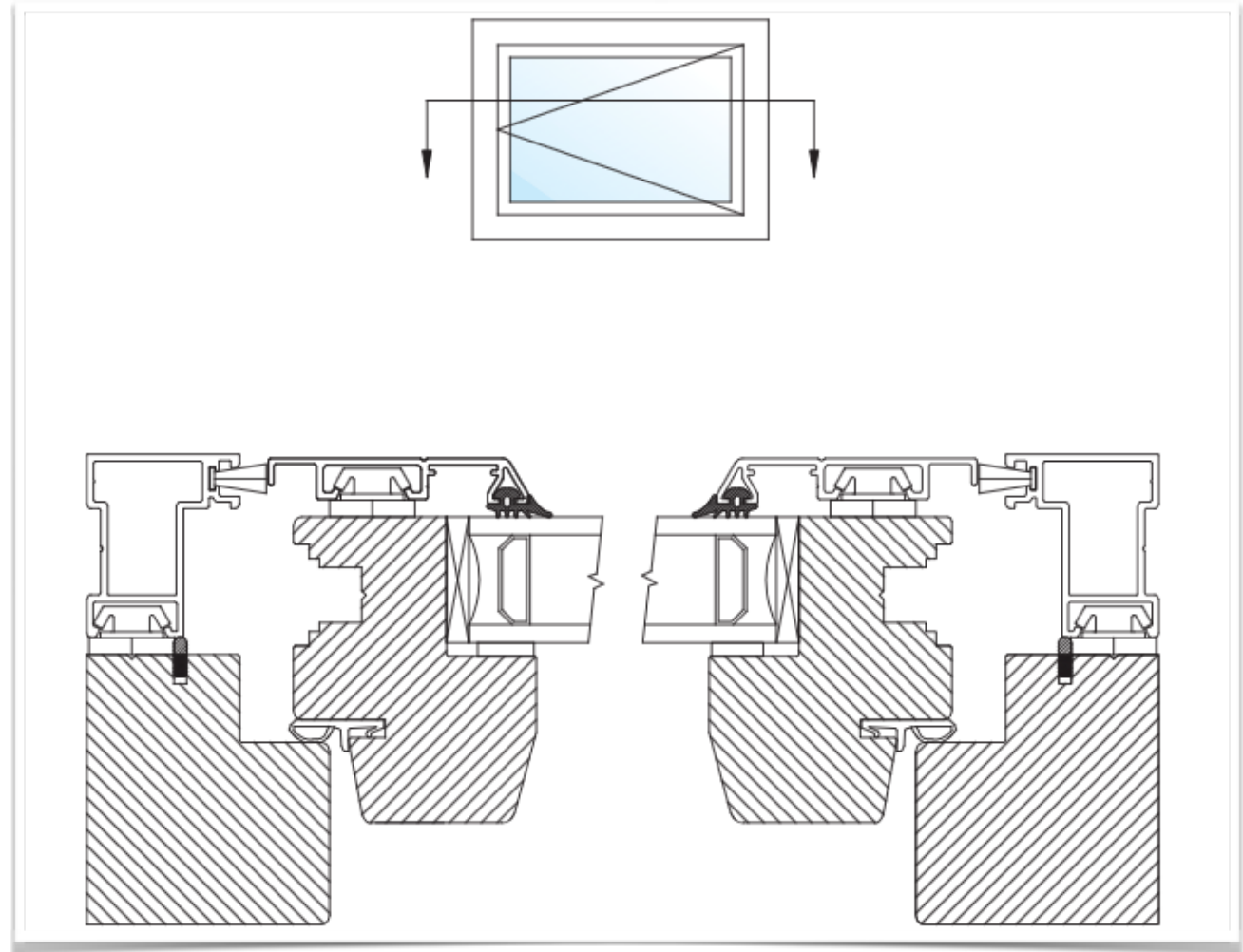
Aluminium extruded from alloy EN AW-6063 T6 in accordance with BS EN-755. Polyester powder coated to BS 6496-1984 with full RAL and BS range available or anodised to BS 3987.

SYSTEM DETAILS

The Design-5 UNI product is available in bar length, as fabricated frames (aluminium, timber or both) or as fully fabricated windows. Having constructed integral frames and sashes in both timber and aluminium and secured the purpose designed nylon clips to the timber, the aluminium is pressed home onto the clips. The aluminium component can only be removed if the clips are turned through 90 degrees by the use of a special tool. The system is fully drained and vented to ensure long lasting sealed unit and timber performance.

Drawings not to scale

Due to AluWood's policy of continued improvement, we reserve the right to alter specifications without prior notice.



FURNITURE AND FITTINGS

The Design-5 UNI window accommodates the full range of Peder Nielsen UNI hardware including projecting side hung, side hung on butt hinges, side swing reversible, projecting top hung, top hung on butt hinges and top swing reversible hinges. Maximum Sash or Casement weight is dependent on hardware operation type selected but as a guide a limit of 60kg for the PN Top Swing Reversible is appropriate.

The Design-5 Uni window is also able to house 17mm stack height friction hinges and these generally have a weight maximum of 24kg. Please contact our technical department or the hinge manufacturer for clarification.

Roto TSL Espagnolette with a choice of standard coated locking or non locking handles.

TRICKLE VENTILATION

A wide variety of through-frame, through-sash or glazed in trickle ventilation options are available.

GASKETS

The window has been tested using a range of standard industry seals available from AM Profiles or the gasket manufacturer. In addition to the compression seal, an 11.5 woolpile with fin is used around the sash and a security tape to secure the glazing.

GLAZING

Although 4mm to 44mm glazing thickness can be accommodated, the current 'off the shelf' option for the Sash and for externally glazed fixed areas is 28mm. For the internally beaded fixed lights, 4mm to 44mm can also be comfortably accommodated simply by changing the timber bead front-to- back size.

PERFORMANCE

Weather Tightness. Test BS6375: Part 1: 2004. Test undertaken at the BRE. Test dated 08 May 2006. Test report number 229 098:-

- Air Permeability: 600pa Class 4
- Watertightness: 1050pa Class E1050
- Resistance to wind load: 3000pa Class C5

Full test report available upon request.

Security. The window is tested to BS7950 and AM Profiles is a Secured-By-Design license holder.

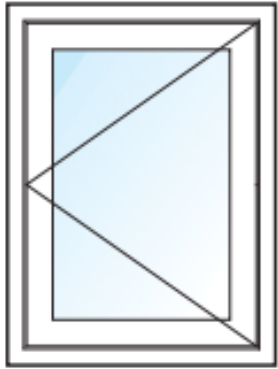
Thermal. Conforms to Document L & J and thermal analysis gives an overall window U value of 1.4 (on the standard design with a 1.19 centre pane 28mm unit) and a window U value performance of 0.9 (using a centre pane of 0.601 with a 44mm triple glazed unit).

ANCILLARY PROFILES

Various cill options, frame extenders and coupling arrangements are available.

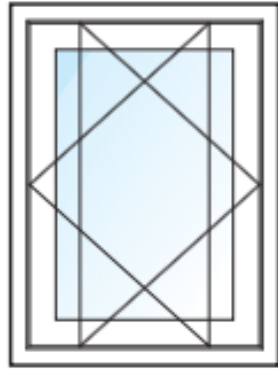
For further information please consult our technical sales manual. For assistance on glass options or performance requirements please contact our Technical Team

DESIGN OPTIONS



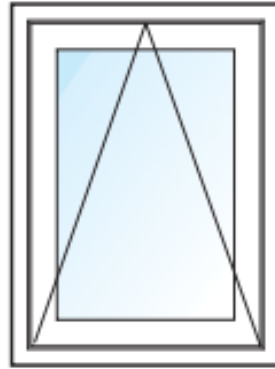
Design-1

Projecting side hung (or side hung on butt hinges).



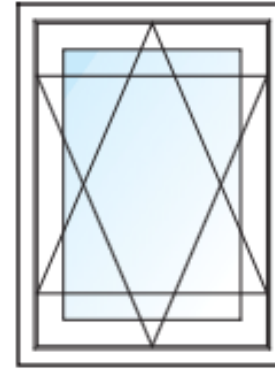
Design-2

Side swing reversible.



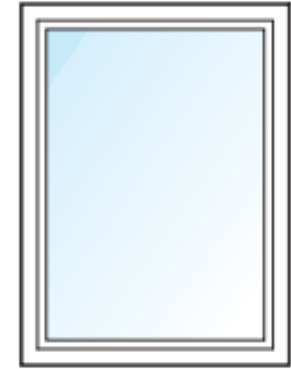
Design-3

Projecting top hung (or top hung on butt hinges).



Design-4

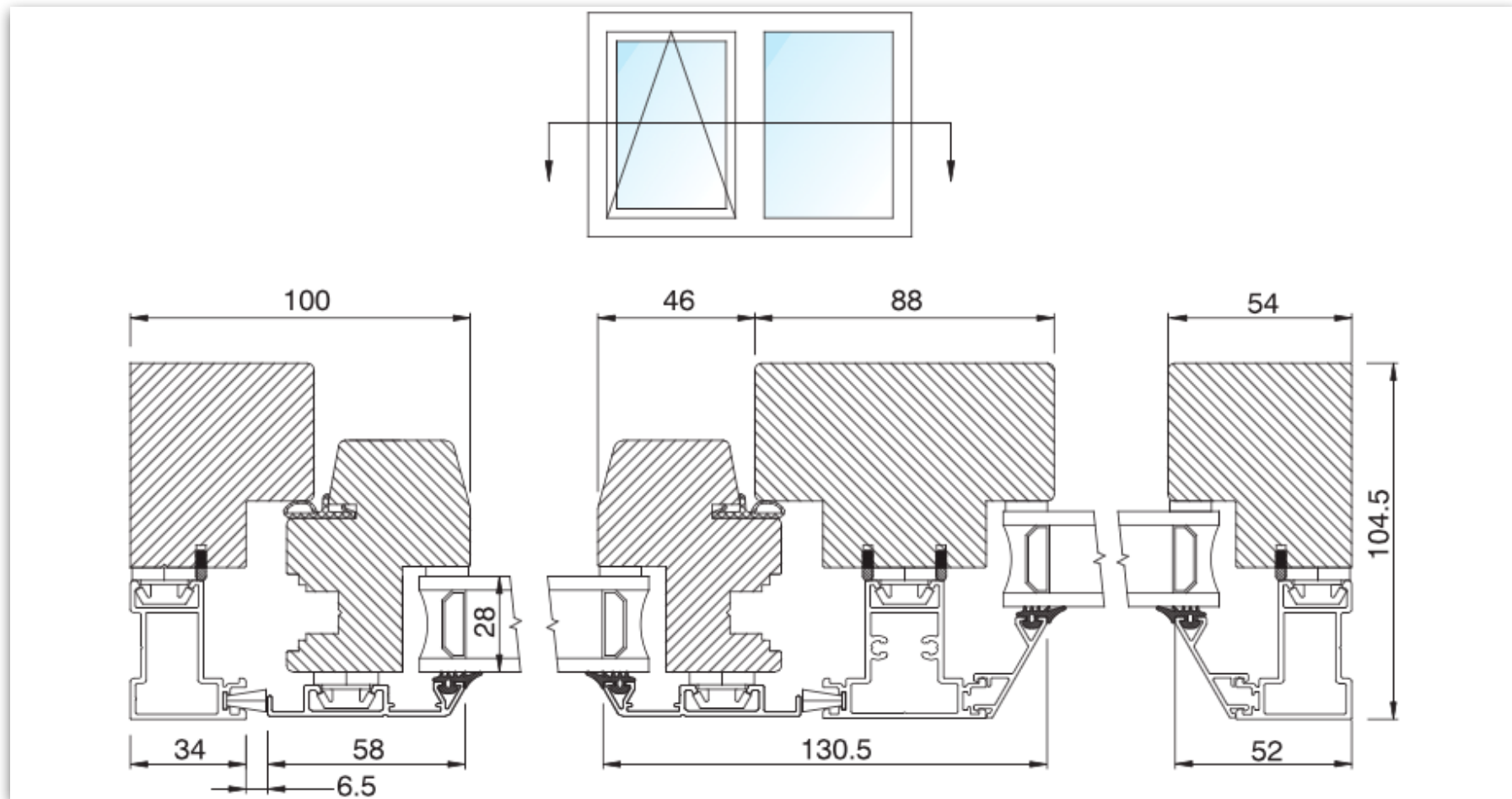
Top swing reversible.



Design-5

Inside or outside beaded fixed areas.

PROJECTING TOP HUNG SASH / EXTERNALLY BEADED FIXED LIGHT



TOP SWING REVERSIBLE SASH / INTERNALLY BEADED FIXED LIGHT

